


HEALTHDATA.BE HAND HYGIENE DEMO FOR DATA PROVIDERS

11.05.2022



This meeting is recorded for purposes of meeting minutes, delayed viewing by absentees, and internal knowledge transfer.

Agenda

Time	Topic	Speaker
10:00 - 10:10	Welcome and Introduction	Boudewijn Catry, Nathalie Shodu (NSIH, Sciensano) Anne Simon (Jolimont)
10:10 - 10:25	How to request an account to HD4DP 2.0 for Hand Hygiene	Kurt Vanbrabant (healthdata.be, Sciensano)
10:25 - 10:45	How to navigate within the Hand Hygiene data collection (HD4DP 2.0)	Kurt Vanbrabant (healthdata.be, Sciensano)
10:45 - 10:55	Q&A session on discussed topics	
5 minutes break		
11:00 – 11:15	How to navigate within the Hand Hygiene reporting and visualization (healthstat.be)	Andreas Gryniewicz (healthdata.be, Sciensano)
11:15 – 11:30	Most Frequently Asked Questions	Kurt Vanbrabant (healthdata.be, Sciensano)
11:30 – 11:50	Q&A session on discussed topics	
11:50 – 12:00	Closure	Boudewijn Catry, Nathalie Shodu (NSIH, Sciensano)

HOW TO REQUEST AN ACCOUNT TO HD4DP 2.0 FOR HAND HYGIENE

Kurt Vanbrabant

ACCESS – How to request access to HD4DP 2.0 and healthstat.be

- **Who to contact to request an account for a HD4DP 2.0 Hand Hygiene?**
 - HD4DP (2.0) SPOC
 - Responsible Access Entity (RAE)
 - Verantwoordelijke Toegangen Entiteit (VTE)
 - Responsable Accès Entité (RAE)
 - IT Department
- **Where to request an account? → EAM.HEALTHDATA.BE**
 - HD4DP (2.0) SPOC can request an account for you via healthdata.be's **Entity Access Management** application.
- In upcoming versions of EAM also the doktor will be able to request an access.
 - Now: if HD4DP SPOC is unknown the doktor/associate can send an email to support.healthdata@sciensano.be

ACCESS – How to request access to HD4DP 2.0 and healthstat.be

EAM.HEALTHDATA.BE

← → ↻ 🏠 eam.healthdata.be

[Login](#) [Support center](#) [About healthdata.be](#) [About Sciensano](#) [Cookie policy](#) [.be](#)

HEALTHDATA: ENTITY ACCESS MANAGEMENT

[Home](#)

Please click on the code, short name or full name to go to the EAM page of the project:

CODE	SHORT NAME	FULL NAME
HDBP0231	ZEPHYR	Unidirectional endobronchial valve for the treatment of pulmonary emphysema
HDBP0048	ORTHOPRIDE_Mega	Quality Electronic Registration of Medical acts, Implants and Devices: Orthopedic Prosthesis Identification Data: MegaProthesis
HDBP0288	ORTHOPRIDE_Knee	Quality Electronic Registration of Medical acts, Implants and Devices: Orthopedic Prosthesis Identification Data: Knee
HDBP0386	ORTHOPRIDE_Hip	Quality Electronic Registration of Medical acts, Implants and Devices: Orthopedic Prosthesis Identification Data: Hip
HDBP0025	HH	National Hand hygiene Campaign
HDBP0239	RAXONE	Real world data collection on the efficacy and drug usage of Raxone 150 mg 180 film-coated tablets for treatment of reduced vision in adolescent and adult patients with Leber's hereditary optic neuropathy

ACCESS – How to request access to HD4DP 2.0 and healthstat.be

EAM.HEALTHDATA.BE

Information to provide to HD4DP SPOC:

- Data Collection: National Hand Hygiene Campaign
- First name, last name
- Work email address
- Your NISS number (*)
 - Only required when
 - using HD4DP2.0 Web (EID)
 - Access to Healthstat.be is required (EID)
- Role: Local Study Lead/Doctor/Assistant
- Do you need an Healthstat.be access?
Yes/No



DATA PROVIDERS HD4DP.BE ACCESS FOR HAND HYGIENE

Dear VTE,

In order the required data providers of [Healthdata.be](#) can receive their access to HD4DP 2.0 for Hand Hygiene, could please complete the below formulaire for each persons of [Healthdata.be](#) requiring an access to Hand Hygiene.

Email informing of their account creation will then be sent to each person, so they can register using the method chosen (eID or 2 Factor Authentication).

Remarks:

- **2 factor authentication** as type of log-in is only applicable for **non-Belgium residents**.
- [healthstat.be](#) can already be requested but won't be accessible to non-Belgium resident for the moment.

Organization RIZIV number*

First name*

Last name*

Type of login

- None -

2 factor authentication as type of log-in is only applicable for non-Belgium residents

RIZIV number (if applicable)

NISS

Work Email address*

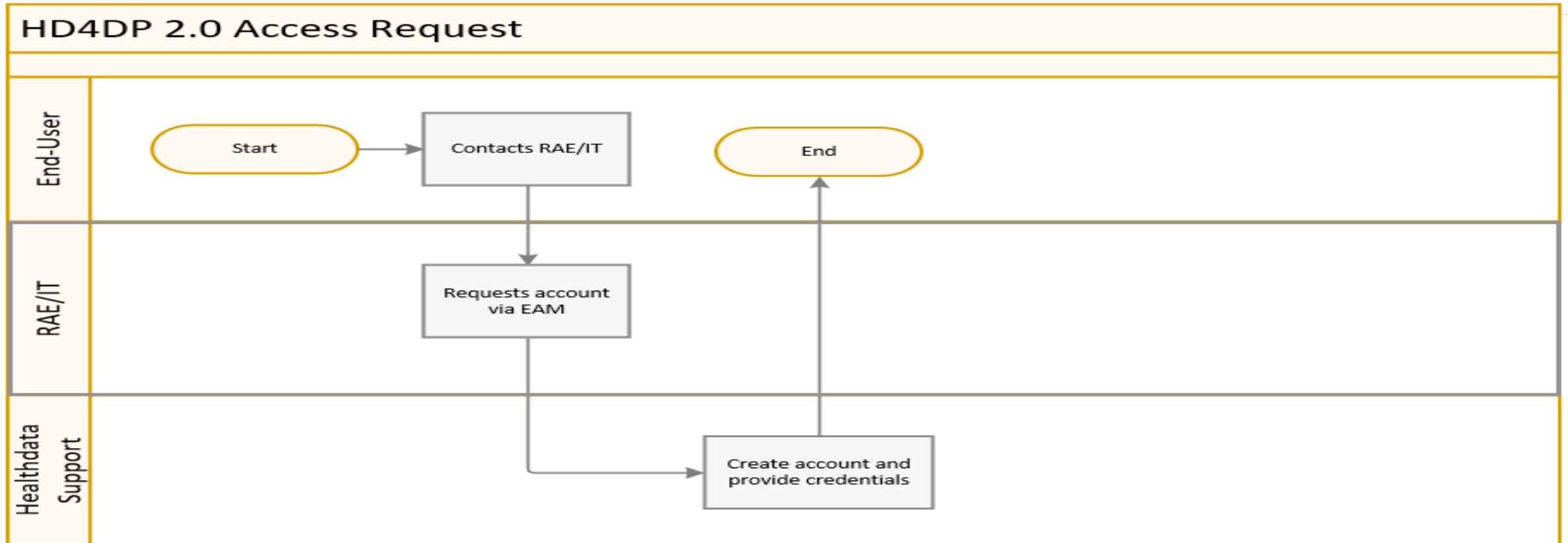
Role ? *

- Select -

Access to reports via healthstat.be required?
If checked, NISS becomes required and needs to be filled in.

Submit

ACCESS – How to request access to HD4DP 2.0 and healthstat.be



HOW TO NAVIGATE WITHIN THE HAND HYGIENE DATA COLLECTION (HD4DP 2.0)

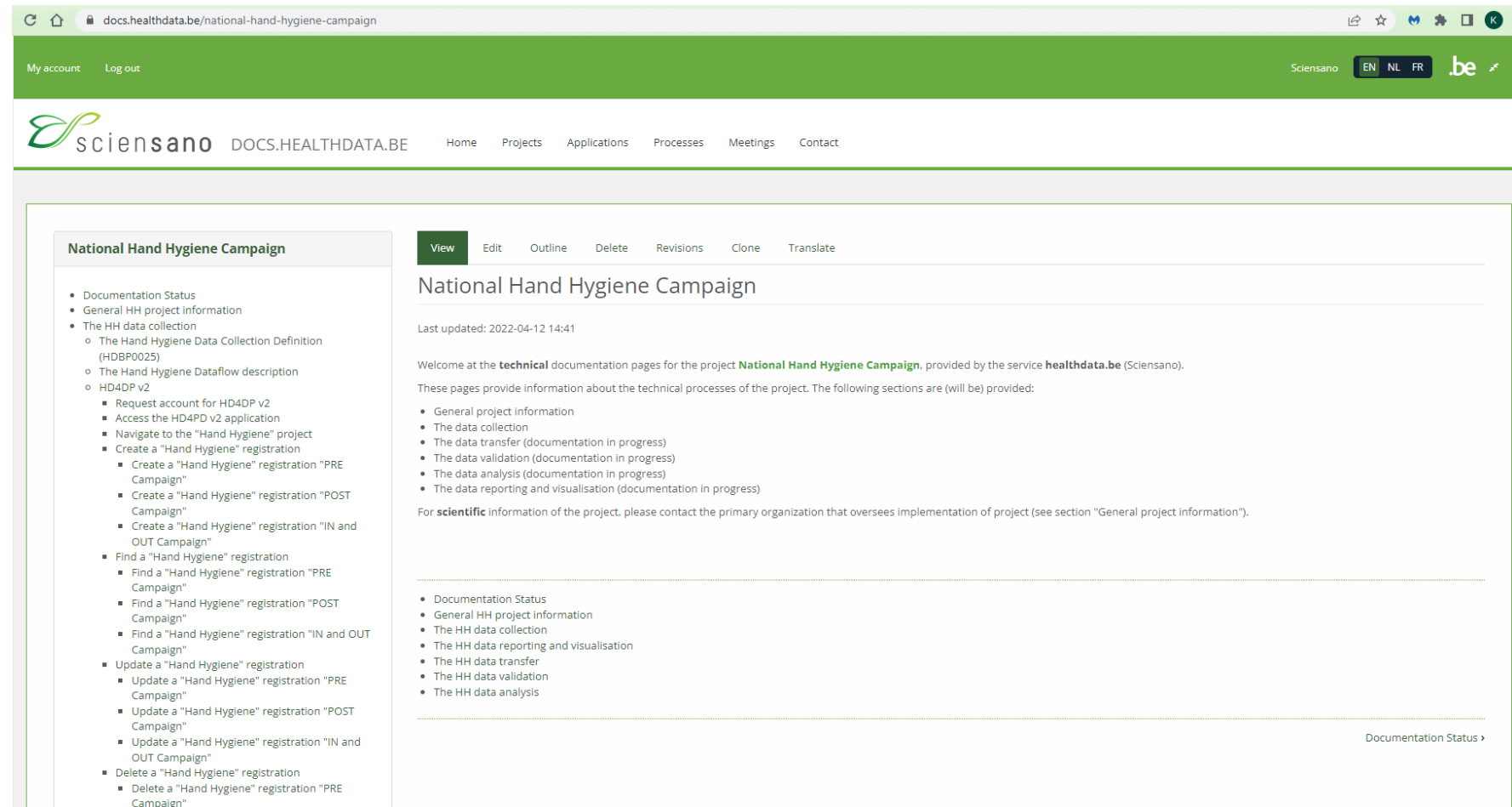
Kurt Vanbrabant

HD4DP2.0 Navigation: Demo

<https://hd4dp2-demo.healthdata.be/>

HD4DP2.0 Docs

<https://docs.healthdata.be/national-hand-hygiene-campaign>



The screenshot shows a web browser displaying the documentation page for the National Hand Hygiene Campaign. The page is part of the Sciensano Docs.HealthData.BE system. The main content area is titled "National Hand Hygiene Campaign" and includes a "View" button and a list of actions: Edit, Outline, Delete, Revisions, Clone, and Translate. The page is last updated on 2022-04-12 at 14:41. The main text welcomes users to the technical documentation pages for the project, provided by the service healthdata.be (Sciensano). It states that these pages provide information about the technical processes of the project and lists the following sections: General project information, The data collection, The data transfer (documentation in progress), The data validation (documentation in progress), The data analysis (documentation in progress), and The data reporting and visualisation (documentation in progress). For scientific information, it advises contacting the primary organization. A sidebar on the left contains a table of contents for the National Hand Hygiene Campaign, listing sections such as Documentation Status, General HH project information, The HH data collection, and various registration and update actions. The Sciensano logo is visible in the bottom left corner of the page.

My account Log out

Sciensano EN NL FR .be

sciensano DOCS.HEALTHDATA.BE Home Projects Applications Processes Meetings Contact

National Hand Hygiene Campaign

View Edit Outline Delete Revisions Clone Translate

National Hand Hygiene Campaign

Last updated: 2022-04-12 14:41

Welcome at the **technical** documentation pages for the project **National Hand Hygiene Campaign**, provided by the service **healthdata.be** (Sciensano).

These pages provide information about the technical processes of the project. The following sections are (will be) provided:

- General project information
- The data collection
- The data transfer (documentation in progress)
- The data validation (documentation in progress)
- The data analysis (documentation in progress)
- The data reporting and visualisation (documentation in progress)

For **scientific** information of the project, please contact the primary organization that oversees implementation of project (see section "General project information").

Documentation Status

- Documentation Status
- General HH project information
- The HH data collection
- The HH data reporting and visualisation
- The HH data transfer
- The HH data validation
- The HH data analysis

QUESTIONS & ANSWERS

5 MINUTES BREAK

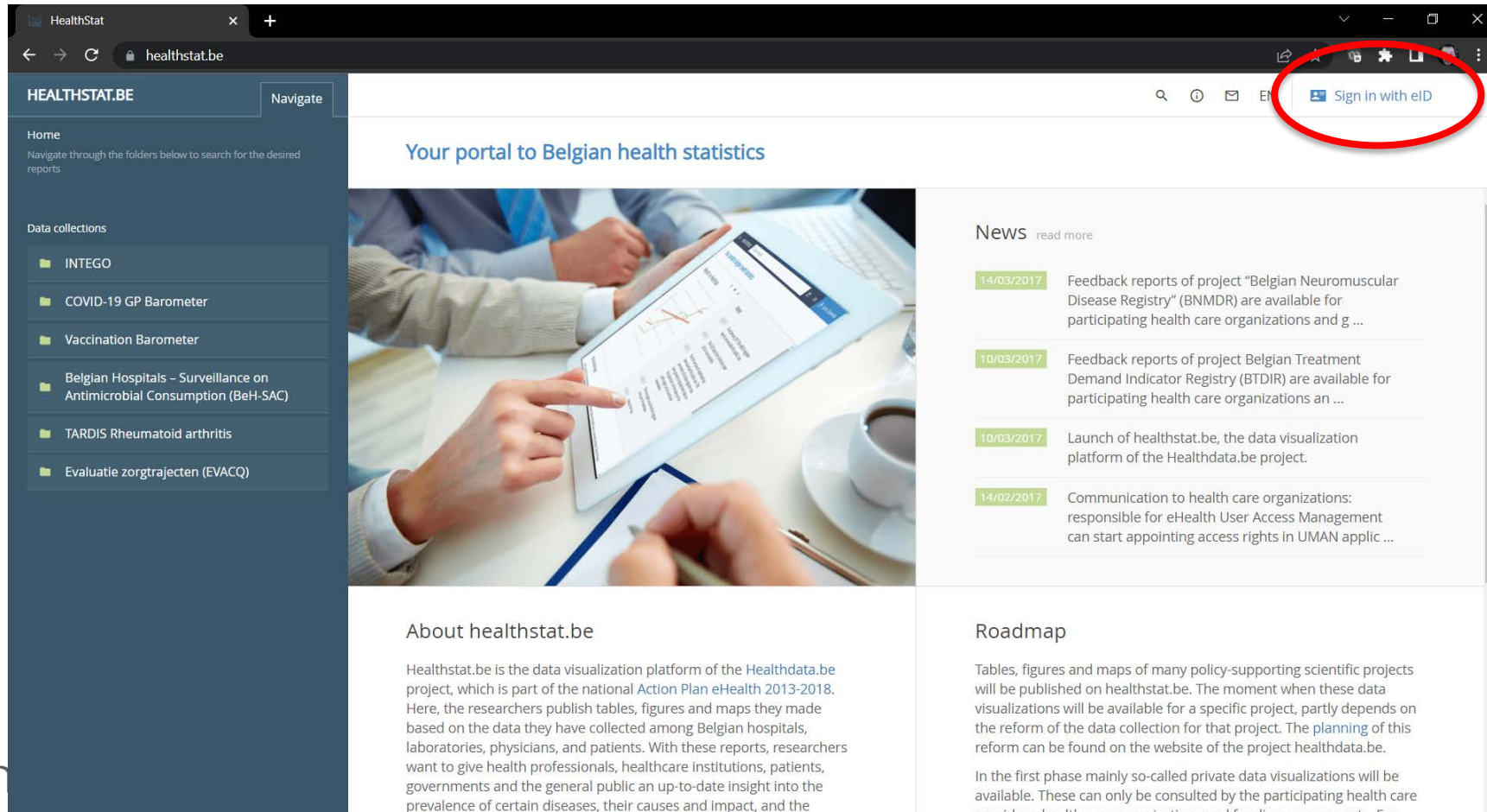
HOW TO NAVIGATE WITHIN THE HAND HYGIENE REPORTING AND VISUALIZATION (HEALTHSTAT.BE)

Andreas Gryncewicz

www.Healthstat.be

Docs:

<https://docs.healthdata.be/documentation/national-hand-hygiene-campaign/navigate-hand-hygiene-reports>



The screenshot shows the HealthStat website interface. The browser address bar displays "healthstat.be". A red circle highlights the "Sign in with eID" button in the top right corner. The main content area features the heading "Your portal to Belgian health statistics" and a central image of people viewing a tablet. Below this, there are sections for "About healthstat.be" and "Roadmap". A sidebar on the left lists "Data collections" including INTEGO, COVID-19 GP Barometer, Vaccination Barometer, Belgian Hospitals - Surveillance on Antimicrobial Consumption (BeH-SAC), TARDIS Rheumatoid arthritis, and Evaluatie zorgtrajecten (EVACQ). A "News" section on the right lists several updates with dates and brief descriptions.

HEALTHSTAT.BE Navigate

Home
Navigate through the folders below to search for the desired reports

Data collections

- INTEGO
- COVID-19 GP Barometer
- Vaccination Barometer
- Belgian Hospitals - Surveillance on Antimicrobial Consumption (BeH-SAC)
- TARDIS Rheumatoid arthritis
- Evaluatie zorgtrajecten (EVACQ)

Your portal to Belgian health statistics

News read more

- 14/03/2017** Feedback reports of project "Belgian Neuromuscular Disease Registry" (BNMDR) are available for participating health care organizations and g ...
- 10/03/2017** Feedback reports of project Belgian Treatment Demand Indicator Registry (BTDIR) are available for participating health care organizations an ...
- 10/03/2017** Launch of healthstat.be, the data visualization platform of the Healthdata.be project.
- 14/02/2017** Communication to health care organizations: responsible for eHealth User Access Management can start appointing access rights in UMAN applic ...

About healthstat.be

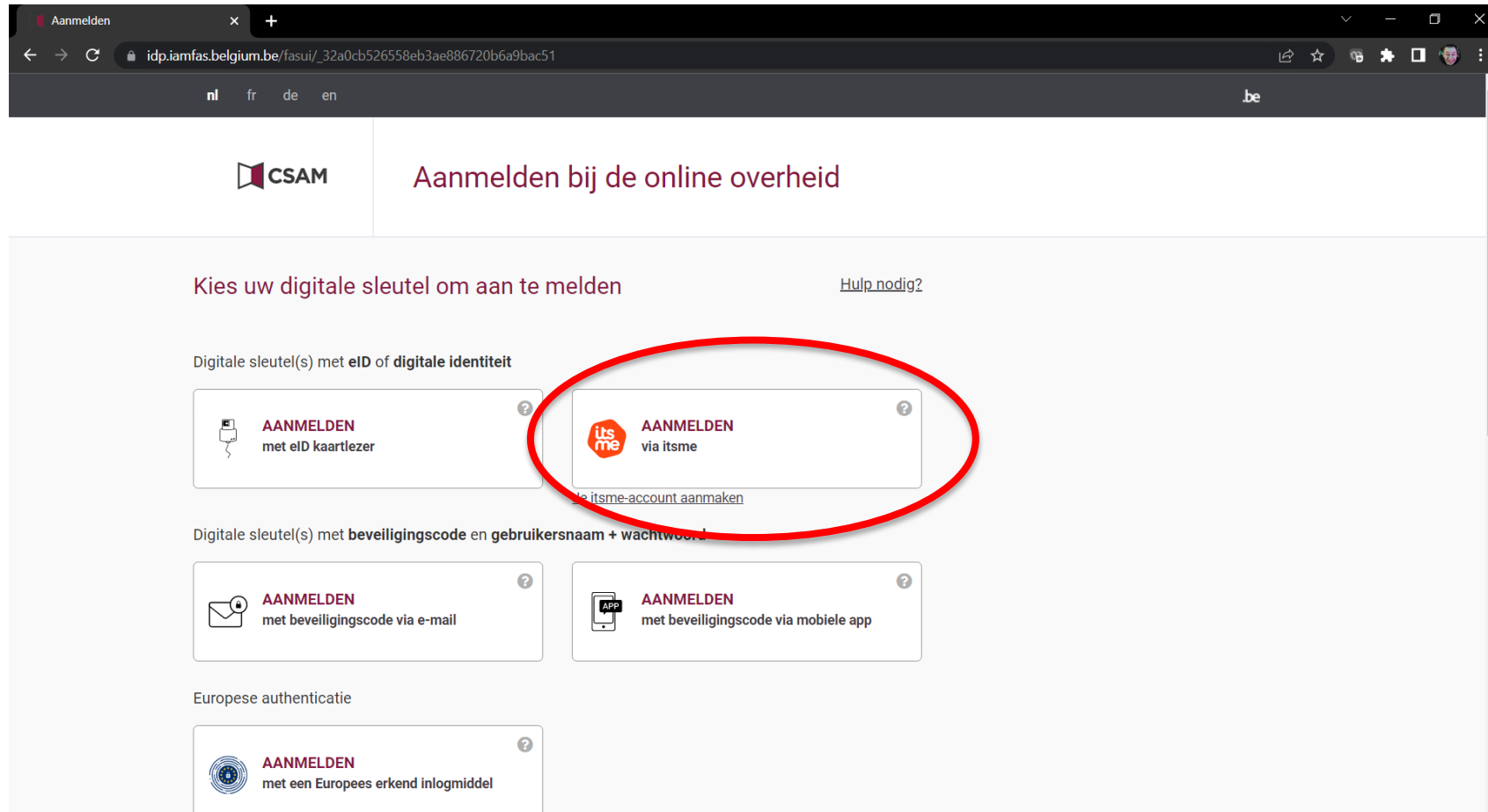
Healthstat.be is the data visualization platform of the Healthdata.be project, which is part of the national Action Plan eHealth 2013-2018. Here, the researchers publish tables, figures and maps they made based on the data they have collected among Belgian hospitals, laboratories, physicians, and patients. With these reports, researchers want to give health professionals, healthcare institutions, patients, governments and the general public an up-to-date insight into the prevalence of certain diseases, their causes and impact, and the

Roadmap

Tables, figures and maps of many policy-supporting scientific projects will be published on healthstat.be. The moment when these data visualizations will be available for a specific project, partly depends on the reform of the data collection for that project. The planning of this reform can be found on the website of the project healthdata.be.

In the first phase mainly so-called private data visualizations will be available. These can only be consulted by the participating health care providers, health care organizations and funding governments. For

Sign on



The screenshot shows a web browser window with the URL `idp.iamfas.belgium.be/fasui/_32a0cb526559eb3ae886720b6a9bac51`. The page header includes the CSAM logo and the title "Aanmelden bij de online overheid". The main heading is "Kies uw digitale sleutel om aan te melden" with a link for "Hulp nodig?". Below this, there are three categories of digital keys:

- Digitale sleutel(s) met eID of digitale identiteit:**
 - AANMELDEN met eID kaartlezer
 - AANMELDEN via itsme** (highlighted with a red circle)
- Digitale sleutel(s) met beveiligingscode en gebruikersnaam + wachtwoord:**
 - AANMELDEN met beveiligingscode via e-mail
 - AANMELDEN met beveiligingscode via mobiele app
- Europese authenticatie:**
 - AANMELDEN met een Europees erkend inlogmiddel

Hand Hygiene menu



HEALTHSTAT.BE


Navigate

Home / Hand hygiene

Welcome to Hand hygiene

Reports

- Observance
- Conditions de base



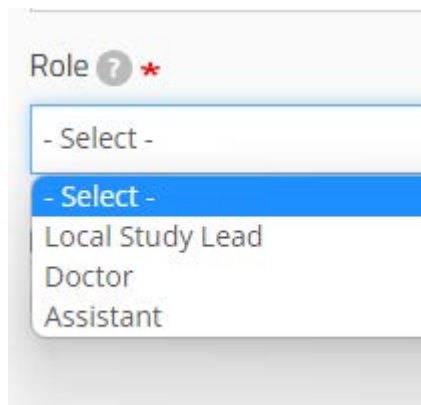
MOST FREQUENTLY ASKED QUESTIONS

Kurt Vanbrabant

FAQ HAND HYGIENE : USER ROLES

Description of technical roles (in EAM) versus author/co-author/author group (and what's visible for who)

EAM Form



Role ? *

- Select -

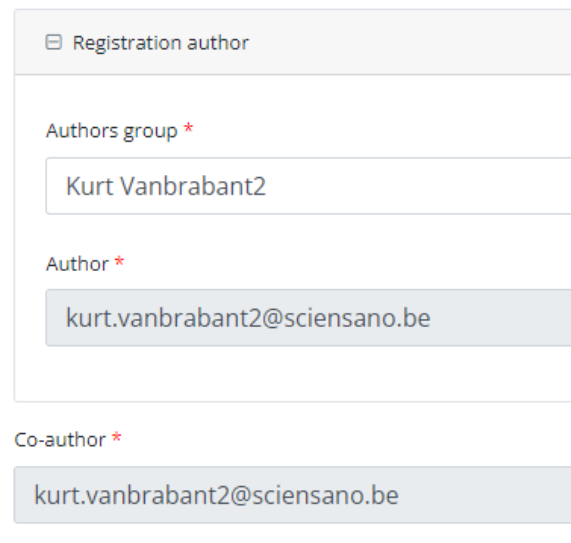
- Select -

Local Study Lead

Doctor

Assistant

HD4DP2 Form



Registration author

Authors group *

Kurt Vanbrabant2

Author *

kurt.vanbrabant2@sciensano.be

Co-author *

kurt.vanbrabant2@sciensano.be

Roles:

- Local Study Lead
- Local Study Doctor/Associate
= Author field in form
- Local Study Assistant
= Co-Author field in form

Author group:

- 1-1 with Local Study Doctor/Associate
- Local Study Assistant is assigned to author group
- Only the members of the same author group can see each other records

FAQ HAND HYGIENE: USER ROLES

Description of technical roles (in EAM) versus author/co-author/author group (and what's visible for who)

Rights at project level:

Role/Permission access	read	create	update	delete
Local Study Lead	X	X	X	X

Note: The user access policy within the data provider organization will determine if a Local Study Lead role is assigned to person.

Rights at author group level:

Role/Permission access	read	create	update	delete
Local Study Doctor	X	X	X	X
Local Study Assistant	X	X	X	

FAQ HAND HYGIENE: HD4DP2 WEB VS HD4DP2 LOCAL

What is the difference between HD4DP 2.0 local versus HD4DP web?

HD4DP 2.0 Local:

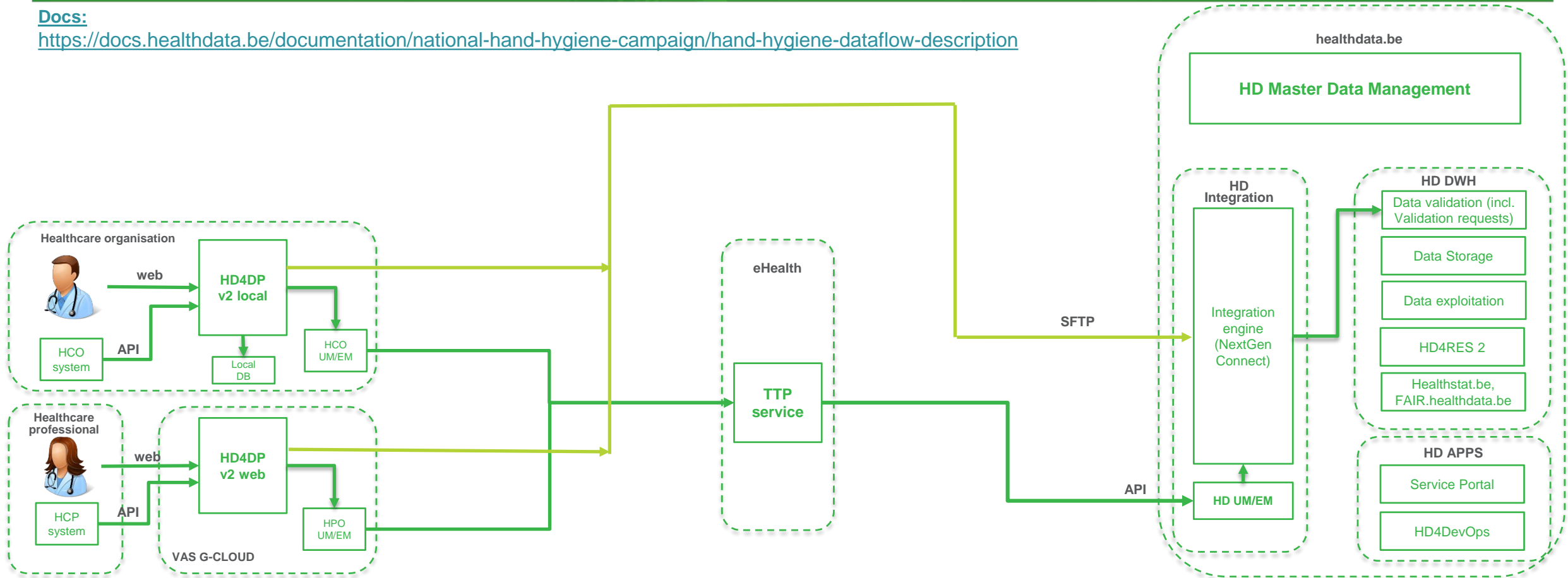
- Installation of the HD4DP2 platform on a local server that **on the premise** of the data provider.
- Data is entered and stored locally, and than sent to HD.
- Login via local configuration.

HD4DP 2.0 Web:

- Online version of the data entry form using a HD4DP2 platform installed in a secure **cloud solution** (G-Cloud).
- Data is directly sent to HD and not accessible for DP.
- Login via EID.
- “Emergency” solution

FAQ HAND HYGIENE: HD4DP2 WEB VS HD4DP2 LOCAL

Docs:
<https://docs.healthdata.be/documentation/national-hand-hygiene-campaign/hand-hygiene-dataflow-description>



FAQ HAND HYGIENE: HD4DP2 WEB VS HD4DP2 LOCAL

Can organizations, that are currently using HD4DP2.0 Web, later have local access to the data entered in the Web application after they moved to using HD4DP2.0 local?

”Yes“

Since the data is not patient sensitive, on request of the DP, a one-time manual data transfer can be facilitated from HD-DWH towards the local DB of the DP.

Important note: only the data that is entered in HD4DP2.0 Web can be transferred, not the historical data previously entered in the NSIH-Web application.

The historical data entered in the NSIH-Web application is used in the reports on Healthstat.be.

QUESTIONS & ANSWERS

HOW TO CONTACT HEALTHDATA.BE

Via our Service Support Portal - <https://sciensano.service-now.com/sp>

For instruction on how to create an incident, please consult documentation <https://docs.healthdata.be/documentation/national-hand-hygiene-campaign/how-report-incident-0>

If and only if you're encountering problem to use the Service Support Portal or if no feed-back on an incident has been received despite being asked, you can email support.healthdata@sciensano.be

In case of incident, please make sure to add in your email your incident number.



www.healthdata.be



healthdata@sciensano.be



[healthdata be](https://www.linkedin.com/company/healthdata-be)



[@healthdatabe](https://twitter.com/healthdatabe)



Sponsored by

